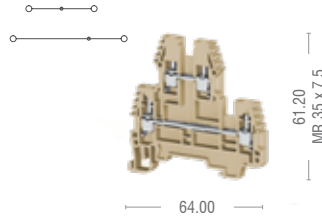


Main Terminals Double Deck

ERD2.5

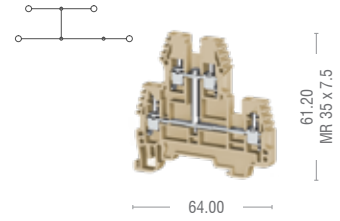
Width: 5 mm



2.5 mm² Double Deck Terminal Block
For 35 mm DIN Rail

ERD2.5V

Width: 5 mm



2.5 mm² Double Deck Terminal Block with Solid Link
For 35 mm DIN Rail



Electrical Ratings
CE (EN 60947-7-1)
cRUus
VDE (IEC 60947-7-1)
CSA
IECEX

Connection Data
Conductor cross section solid (min.-max.)
Conductor cross section stranded (min.-max.)
2 Conductors with same cross section, stranded, TWIN ferrules with plastic sleeve, (min.-max.)
AWG Conductor
Insulation Stripping Length
Torque (min.-max.)
Screwdriver

Technical Data
Rated Impulse Voltage
Insulation material group / Gauge pin code according to IEC 60947-1
Protection class / Protection conductor type

Diode Technical Data
Diode Voltage
Diode Current
Diode

Ordering Data
<div style="display: flex; align-items: center;"> <div style="width: 15px; height: 10px; background-color: #c0c0c0; margin-right: 5px;"></div> Beige </div> <div style="display: flex; align-items: center; margin-top: 5px;"> <div style="width: 15px; height: 10px; background-color: #808080; margin-right: 5px;"></div> Grey </div>

Partition Plate
xx: available in all colours

Cross Connection - Comb Connection

Isolation Cover

End Bracket
xx: Beige or Grey

Test Plug and Sockets

Warning Label
Available in White and Yellow

Group Marking

Unprinted Markers

Voltage, V ~	Current, A	Cross Section
500	24	2.5 mm ²
300	20	AWG 26 - 12
400	21.5	

0.2 - 4 mm ²
0.2 - 4 mm ²
0.5 - 1.5 mm ²
AWG 24 - 12
9 - 10 mm
0.4 - 0.6 Nm
0.6 x 3.5

6/3
1/A3
IP 20/ -

Terminal	Qty.	End Plate	Qty.
ERD2.5BEIGE	100	EP4BEIGE	25
ERD2.5GREY	100	EP4GREY	25

Partition	Qty.	Partition	Qty.
		SP1	100

Part Number	Qty.	Part Number	Qty.
CC2.5/2	25		
CC2.5/3	20		
CC2.5/4	15		
CC2.5/10	5		
CC2.5/50	20		

Part Number	Qty.	Part Number	Qty.

Part Number	Qty.	Part Number	Qty.
ES1xx	100		
ES4xx	100		
ES7xx	50		

Part Number	Qty.	Part Number	Qty.
TF2	100	TSK3	100
TF2.3	100		
TSK1	100		

With Symbol	Qty.	Without Symbol	Qty.

Part Number	Qty.	Part Number	Qty.
GM	50	GM3	50
GM1-1	25		
GM1-2	25		
GM2-2	25		

Part Number	Qty.	Part Number	Qty.
DG10/5	440		
DG10/5T	440		
MT10/5	500		

Voltage, V ~	Current, A	Cross Section
500	24	2.5 mm ²
300	20	AWG 26 - 12
400	21.5	

0.2 - 4 mm ²
0.2 - 4 mm ²
0.5 - 1.5 mm ²
AWG 24 - 12
9 - 10 mm
0.4 - 0.6 Nm
0.6 x 3.5

6/3
1/A3
IP 20/ -

Terminal	Qty.	End Plate	Qty.
ERD2.5VBEIGE	20	EP4BEIGE	25
ERD2.5VGREY	20	EP4GREY	25

Partition	Qty.	Partition	Qty.
		SP1	100

Part Number	Qty.	Part Number	Qty.
CC2.5/2	25		
CC2.5/3	20		
CC2.5/4	15		
CC2.5/10	5		

Part Number	Qty.	Part Number	Qty.

Part Number	Qty.	Part Number	Qty.
ES1xx	100		
ES4xx	100		
ES7xx	50		

Part Number	Qty.	Part Number	Qty.
TF2	100	TSK3	100
TF2.3	100		
TSK1	100		

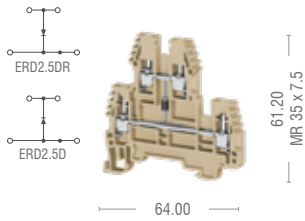
With Symbol	Qty.	Without Symbol	Qty.

Part Number	Qty.	Part Number	Qty.
GM	50	GM3	50
GM1-1	25		
GM1-2	25		
GM2-2	25		

Part Number	Qty.	Part Number	Qty.
DG10/5	440		
DG10/5T	440		
MT10/5	500		

ERD2.5D (R)

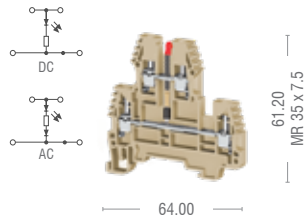
Width: 5 mm



2.5 mm² Double Deck Terminal Block with Diode (R) : Reverse Diode For 35 mm DIN Rail

ERD2.5LD

Width: 5 mm



2.5 mm² Double Deck Terminal Block with LED and Diode XX : 24AC/DC, 48AC/DC, 110AC/DC, 220AC/DC For 35 mm DIN Rail



MINIATURE CIRCUIT BREAKERS

Effective Protection and Isolation is at the very heart of good electrical engineering. IMO offers a comprehensive range of modular low-voltage devices to provide protection from Over-Current, Short-Circuit and Earth Leakage faults, alongside power Isolation.

Our MCB range includes standard 10kA and 6kA devices, alongside miniaturised single module 1+N units rated at 4.5kA. The full range of standard trip-curves and current ratings is available, along with the possibility to create customised trip-curve and current options. Offering protection from both Over-Current and Short-Circuit they are ideal for protecting equipment and wiring from high current situations.

IMO RCDs (aka RCCBs) are designed to rapidly disconnect power upon detecting an Earth-Leakage fault, protecting personnel from the most common cause of electrical injuries, shocks and fatalities both in industry and at home.

Our flagship RCBO devices combine the features of our MCBs and RCDs to provide an all-in-one solution to protecting both equipment and personnel from the effects of electrical faults.

Finally, we offer a range of MCB style isolators to provide a safe, efficient means of disconnecting power.

- Wide range covering common overcurrent, short-circuit, earth leakage and isolation requirements
- Range of accessories including auxiliary/signal contacts, shunt and undervoltage trips and safety lock offs
- Available as part of our Value Added Sub-Assembly service
- Custom designs available for non-standard applications
- Third Party Approval Certifications



Scan this QR code using your smartphone to view our **Miniature Circuit Breakers**

Voltage, V ~	Current, A	Cross Section
500	24	2.5 mm ²
300	20	AWG 26 - 12
400	21.5	

0.2 - 4 mm ²
0.2 - 4 mm ²
0.5 - 1.5 mm ²
AWG 24 - 12
9 - 10 mm
0.4 - 0.6 Nm
0.6 x 3.5

6/3
1/A3
IP 20/ -

1000 V
1.0 A
1 N 4007

Terminal	Qty.	End Plate	Qty.
ERD2.5DBEIGE	20	EP4BEIGE	25
ERD2.5DGREY	20	EP4GREY	25
ERD2.5DRBEIGE	20	EP4BEIGE	25
ERD2.5DRGREY	20	EP4GREY	25

Partition	Qty.	Partition	Qty.
		SP1	100

Part Number	Qty.	Part Number	Qty.
CC2.5/2	25		
CC2.5/3	20		
CC2.5/4	15		
CC2.5/10	5		
CC2.5/50	20		

Part Number	Qty.	Part Number	Qty.

Part Number	Qty.	Part Number	Qty.
ES1xx	100		
ES4xx	100		

Part Number	Qty.	Part Number	Qty.
TF2	100	TSK3	100
TF2.3	100		
TSK1	100		

With Symbol	Qty.	Without Symbol	Qty.

Part Number	Qty.	Part Number	Qty.
GM	50	GM3	50
GM1-1	25		
GM1-2	25		
GM2-2	25		

Part Number	Qty.	Part Number	Qty.
DG10/5	440		

Voltage, V ~	Current, A	Cross Section
	24	2.5 mm ²
	20	AWG 26 - 12
400	21.5	

0.2 - 4 mm ²
0.2 - 4 mm ²
0.5 - 1.5 mm ²
AWG 24 - 12
9 - 10 mm
0.4 - 0.6 Nm
0.6 x 3.5

6/3
1/A3
IP 20/ -

1000 V
1.0 A
1 N 4007

Terminal	Qty.	End Plate	Qty.
ERD2.5LDXXBEIGE	20	EP4BEIGE	25
ERD2.5LDXXGREY	20	EP4GREY	25

Partition	Qty.	Partition	Qty.
		SP1	100

Part Number	Qty.	Part Number	Qty.
CC2.5/2	25		
CC2.5/3	20		
CC2.5/4	15		
CC2.5/10	5		
CC2.5/50	20		

Part Number	Qty.	Part Number	Qty.

Part Number	Qty.	Part Number	Qty.
ES1xx	100		
ES4xx	100		

Part Number	Qty.	Part Number	Qty.
TF2	100	TSK3	100
TF2.3	100		
TSK1	100		

With Symbol	Qty.	Without Symbol	Qty.

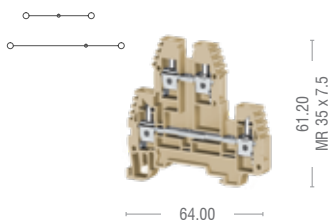
Part Number	Qty.	Part Number	Qty.
GM	50	GM3	50
GM1-1	25		
GM1-2	25		
GM2-2	25		

Part Number	Qty.	Part Number	Qty.
DG10/5	440		

Main Terminals Double Deck

ERD4

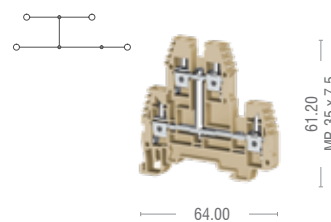
Width: 6 mm



4 mm² Double Deck Terminal Block
For 35 mm DIN Rail

ERD4V

Width: 6 mm



4 mm² Double Deck Terminal Block with Link
For 35 mm DIN Rail




Electrical Ratings
CE (EN 60947-7-1)
cRUus
VDE (IEC 60947-7-1)
CSA
IECEX

Connection Data
Conductor cross section solid (min.-max.)
Conductor cross section stranded (min.-max.)
2 Conductors with same cross section, stranded, TWIN ferrules with plastic sleeve, (min.-max.)
AWG Conductor
Insulation Stripping Length
Torque (min.-max.)
Screwdriver

Technical Data
Rated Impulse Voltage
Insulation material group / Gauge pin code according to IEC 60947-1
Protection class / Protection conductor type

Diode Technical Data
Diode Voltage
Diode Current
Diode

Ordering Data
<div style="display: flex; align-items: center;"> <div style="width: 15px; height: 10px; background-color: #c0c0c0; margin-right: 5px;"></div> Beige </div> <div style="display: flex; align-items: center;"> <div style="width: 15px; height: 10px; background-color: #808080; margin-right: 5px;"></div> Grey </div>



Voltage, V ~	Current, A	Cross Section
500	32	4 mm ²
300	30	AWG 26 - 10
400	29,5	

0.2 - 6 mm ²
0.2 - 6 mm ²
0.5 - 2.5 mm ²
AWG 24 - 10
9 - 10 mm
0.5 - 0.8 Nm
0.6 x 3.5

6/3
1/A4
IP 20/ -

Terminal	Qty.	End Plate	Qty.
ERD4BEIGE	100	EP4BEIGE	25
ERD4GREY	100	EP4GREY	25

Voltage, V ~	Current, A	Cross Section
500	32	4 mm ²
300	30	AWG 26 - 10
400	29,5	

0.2 - 6 mm ²
0.2 - 6 mm ²
0.5 - 2.5 mm ²
AWG 24 - 10
9 - 10 mm
0.5 - 0.8 Nm
IKT 3 (0.6 x 3.5)

6/3
1/A4
IP 20/ -

Terminal	Qty.	End Plate	Qty.
ERD4VBEIGE	20	EP4BEIGE	25
ERD4VGREY	20	EP4GREY	25

Partition Plate
xx: available in all colours

Partition	Qty.	Partition	Qty.
		SP1	100

Partition	Qty.	Partition	Qty.
		SP1	100

Cross Connection - Comb Connection


Part Number	Qty.	Part Number	Qty.
CC4/2	25		
CC4/3	20		
CC4/4	15		
CC4/10	5		
CC4/20	5		
CC4/50	5		

Part Number	Qty.	Part Number	Qty.
CC4/2	25		
CC4/3	20		
CC4/4	15		
CC4/10	5		
CC4/20	5		
CC4/50	5		

Isolation Cover

Part Number	Qty.	Part Number	Qty.

Part Number	Qty.	Part Number	Qty.

End Bracket
xx: Beige or Grey



Part Number	Qty.	Part Number	Qty.
ES1xx	100		
ES4xx	100		
ES7xx	50		

Part Number	Qty.	Part Number	Qty.
ES1xx	100		
ES4xx	100		
ES7xx	50		

Test Plug and Sockets



Part Number	Qty.	Part Number	Qty.
TF2	100	TSK3	100
TF2.3	100		
TSK1	100		

Part Number	Qty.	Part Number	Qty.
TF2	100	TSK3	100
TF2.3	100		
TSK1	100		

Warning Label
Available in White and Yellow



With Symbol	Qty.	Without Symbol	Qty.

With Symbol	Qty.	Without Symbol	Qty.

Group Marking


Part Number	Qty.	Part Number	Qty.
GM	50	GM3	50
GM1-1	25		
GM1-2	25		
GM2-2	25		

Part Number	Qty.	Part Number	Qty.
GM	50	GM3	50
GM1-1	25		
GM1-2	25		
GM2-2	25		

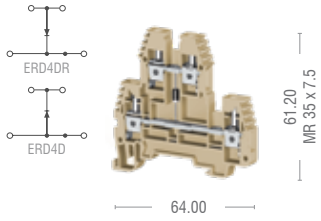
Unprinted Markers


Part Number	Qty.	Part Number	Qty.
DG10/5	440		
DG10/6	360		

Part Number	Qty.	Part Number	Qty.
DG10/5	440		
DG10/6	360		

ERD4D (R)

Width: 6 mm



4 mm² Double Deck Terminal Block with Link (R) : Reverse Diode For 35 mm DIN Rail

Voltage, V ~	Current, A	Cross Section
500	32	4 mm ²
300	30	AWG 26 - 10
400	29.5	

0.2 - 6 mm ²
0.2 - 6 mm ²
0.5 - 2.5 mm ²
AWG 24 - 10
9 - 10 mm
0.5 - 0.8 Nm
IKT 3 (0.6 x 3.5)

6/3
1/A4
IP 20/ -

1000 V
1.0 A
1 N 4007

Terminal	Qty.	End Plate	Qty.
ERD4DBEIGE	20	EP4BEIGE	25
ERD4DGREY	20	EP4GREY	25
ERD4DRBEIGE	20	EP4BEIGE	25
ERD4DRGREY	20	EP4GREY	25

Partition	Partition	Qty.
	SP1	100

Part Number	Qty.	Part Number	Qty.
CC4/2	25		
CC4/3	20		
CC4/4	15		
CC4/10	5		
CC4/20	5		
CC4/50	5		

Part Number	Qty.	Part Number	Qty.

Part Number	Qty.	Part Number	Qty.
ES1xx	100		
ES4xx	100		
ES7xx	50		

Part Number	Qty.	Part Number	Qty.
TF2	100	TSK3	100
TF2.3	100		
TSK1	100		

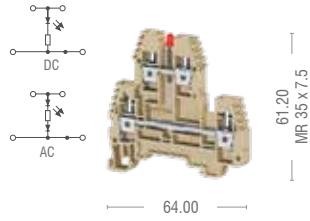
With Symbol	Qty.	Without Symbol	Qty.

Part Number	Qty.	Part Number	Qty.
GM	50	GM3	50
GM1-1	25		
GM1-2	25		
GM2-2	25		

Part Number	Qty.	Part Number	Qty.
DG10/5	440		
DG10/6	360		

ERD4LD

Width: 6 mm



4 mm² Double Deck Terminal Block with LED & Diode XX: 24AC/DC, 48AC/DC, 110AC/DC, 220AC/DC For 35 mm DIN Rail

Voltage, V ~	Current, A	Cross Section
	24	4 mm ²
	30	AWG 26 - 10
	29.5	

0.2 - 6 mm ²
0.2 - 6 mm ²
0.5 - 2.5 mm ²
AWG 24 - 10
9 - 10 mm
0.5 - 0.8 Nm
0.6 x 3.5

6/3
1/A4
IP 20/ -

1000 V
1.0 A
1 N 4007

Terminal	Qty.	End Plate	Qty.
ERD4LDXXBEIGE	20	EP4BEIGE	25
ERD4LDXXGREY	20	EP4GREY	25

Partition	Partition	Qty.
	SP1	100

Part Number	Qty.	Part Number	Qty.
CC4/2	25		
CC4/3	20		
CC4/4	15		
CC4/10	5		
CC4/20	5		
CC4/50	5		

Part Number	Qty.	Part Number	Qty.

Part Number	Qty.	Part Number	Qty.
ES1xx	100		
ES4xx	100		
ES7xx	50		

Part Number	Qty.	Part Number	Qty.
TF2	100	TSK3	100
TF2.3	100		
TSK1	100		

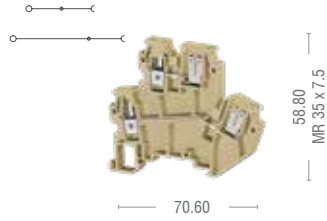
With Symbol	Qty.	Without Symbol	Qty.

Part Number	Qty.	Part Number	Qty.
GM	50	GM3	50
GM1-1	25		
GM1-2	25		
GM2-2	25		

Part Number	Qty.	Part Number	Qty.
DG10/5	440		
DG10/6	360		

ERD4H

Width: 6 mm



4 mm² Double Deck Terminal Block with Socket Entry For 35 mm DIN Rail

Voltage, V ~	Current, A	Cross Section
400	20	4 mm ²

0.2 - 4 mm ²
0.2 - 4 mm ²
0.5 - 1.5 mm ²
AWG 24 - 10
9 - 10 mm
0.5 - 0.8 Nm
0.6 x 3.5

4/3
1/A4
IP 20/ -

--

Terminal	Qty.	End Plate	Qty.
ERD4FBEIGE	85	EPERD4FBEIGE	20
ERD4FGREY	85	EPERD4FGREY	20

Partition	Qty.	Partition	Qty.

Part Number	Qty.	Part Number	Qty.
CCS4/2	25		
CCS4/3	20		
CCS4/4	15		
CCS4/10	5		

Part Number	Qty.	Part Number	Qty.

Part Number	Qty.	Part Number	Qty.
ES1xx	100		
ES4xx	100		
ES7xx	50		

Part Number	Qty.	Part Number	Qty.

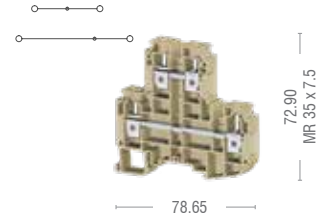
With Symbol	Qty.	Without Symbol	Qty.

Part Number	Qty.	Part Number	Qty.

Part Number	Qty.	Part Number	Qty.
DG10/5	440	MT5	500
DG10/6	360		
DG6/5	400		

ERD10

Width: 10 mm



10 mm² Double Deck Terminal Block For 35 mm DIN Rail

Voltage, V ~	Current, A	Cross Section
800	57	10 mm ²

1.5 - 16 mm ²
1.5 - 16 mm ²
6 mm ²
AWG 16 - 6
10 - 12 mm
1.2 - 1.8 Nm
0.8 x 4.0

8/3
1/B6
IP 20/ -

--

Terminal	Qty.	End Plate	Qty.
ERD10BEIGE	20	EPD10BEIGE	25
ERD10GREY	20	EPD10GREY	25

Partition	Qty.	Partition	Qty.

Part Number	Qty.	Part Number	Qty.
CC10/2	25		
CC10/3	20		
CC10/4	15		
CC10/10	5		

Part Number	Qty.	Part Number	Qty.

Part Number	Qty.	Part Number	Qty.
ES1xx	100		
ES4xx	100		
ES7xx	50		

Part Number	Qty.	Part Number	Qty.
TF2.3	100	TSK7	100
TF4	100		
TSK4	100		

With Symbol	Qty.	Without Symbol	Qty.

Part Number	Qty.	Part Number	Qty.

Part Number	Qty.	Part Number	Qty.
DG10/8	260	MT5	500
DG10/6	360		
DG10/10	200		